


FREE Software Update Lost Key Situation Via OBD - Toyota® 'G' Key Only ADS174 - Code D745332AD

June 2017



Toyota® 'G' type keys can be rapidly identified thanks to the letter engraved on the blade.

Advanced Diagnostics is pleased to announce the release of a free update for Toyota® ADS174 key programming software for various Toyota® vehicles worldwide.

What does the software do?

ADS174 software resets the immobiliser in a lost key situation, so a Toyota® 'G' type key can be programmed into the vehicle. Previously, the immobilizer needed to be removed from the vehicle to perform the reset, this is no longer required. The new software update now allows keys to be programmed from a lost key situation via the OBD port.

Remote fobs are programmed with a manual procedure. Existing keys will be deleted, but can be reprogrammed back into the vehicle if they are found at a later date. Aftermarket 'G' keys and transponder chips can also be used. One way to identify a 'G' type key is to look on the blade of an OEM key, a 'G' will be stamped on the blade.

Please see application list below for vehicle coverage or Info Quest.

What other software and products will I need?



Contact your distributor to purchase ADS174 software now.

OFFER DETAILS

Cable	ADC250 or ADC251
Dongle	A or Smart Dongle
Software category	A
Other software required	ADS150
Smart card	Yes or Smart Dongle

© All the brands and product names mentioned in this flyer are registered trademarks exclusive property of authorized manufacturers. Said trademarks or trade names are nominated only for the purposes of information in order to be rapidly identified. / All information and illustrations in this flyer are for guidance only. Silca reserves the right to alter products, software, designs or information to improve the product's quality.

www.silca.biz - www.silca-automotive.com - www.advanced-diagnostics.com

ADS174 Software Applications

Lost Key Situation Via OBD - Toyota® 'G' Keys

TABLE - EUROPE


































































									
Toyota® Hilux (Blade) 2008 onwards					ADC250 or ADC251	A or Smart Dongle		ID6E	TOY43ATE
Toyota® IQ (Blade) 2008 to 2014					ADC250 or ADC251	A or Smart Dongle		ID6E	TOY43ATE
Toyota® Land Cruiser (Blade) 2009 to 2013					ADC250 or ADC251	A or Smart Dongle		ID6E	TOY43ATE
Toyota® Rav 4 (Blade) 2012 onwards					ADC250 or ADC251	A or Smart Dongle		ID6E	TOY43ATE

TABLE - ASIA

									
Toyota® Camry (Blade) 2006 to 2009					ADC250 or ADC251	A or Smart Dongle		ID6E	TOY43ATE
Toyota® Corolla (Blade) 2010 onwards					ADC250 or ADC251	A or Smart Dongle		ID6E	TOY43ATE
Toyota® Fortuner (Blade) 2009 onwards					ADC250 or ADC251	A or Smart Dongle		ID6E	TOY43ATE
Toyota® Highlander (Blade) 2010 onwards					ADC250 or ADC251	A or Smart Dongle		ID6E	TOY43ATE
Toyota® Hilux (Blade) 2011 onwards					ADC250 or ADC251	A or Smart Dongle		ID6E	TOY43ATE

Important Note: To prevent damage to the Smart Dongle, ensure that the ignition is turned off when connecting the tester to the vehicle.

© All the brands and product names mentioned in this flyer are registered trademarks exclusive property of authorized manufacturers. Said trademarks or trade names are nominated only for the purposes of information in order to be rapidly identified. / All information and illustrations in this flyer are for guidance only. Silca reserves the right to alter products, software, designs or information to improve the product's quality.

www.silca.biz - www.silca-automotive.com - www.advanced-diagnostics.com

ADS174 Software Applications

Lost Key Situation Via OBD - Toyota® 'G' Keys

TABLE - MIDDLE EAST




































									
Toyota® Camry (Blade) 2011 to 2014					ADC250 or ADC251	A or Smart Dongle		ID6E	TOY43ATE
Toyota® Corolla (Blade) 2014 onwards					ADC250 or ADC251	A or Smart Dongle		ID6E	TOY43ATE
Toyota® Fortuner (Blade) 2009 onwards					ADC250 or ADC251	A or Smart Dongle		ID6E	TOY43ATE
Toyota® Rav 4 (Blade) 2011 to 2014					ADC250 or ADC251	A or Smart Dongle		ID6E	TOY43ATE
Toyota® Yaris (Blade) 2012 to 2014					ADC250 or ADC251	A or Smart Dongle		ID6E	TOY43ATE

TABLE - AFRICA




































									
Toyota® Fortuner (Blade) 2009 onwards					ADC250 or ADC251	A or Smart Dongle		ID6E	TOY43ATE
Toyota® Hilux (Blade) 2008 to 2011					ADC250 or ADC251	A or Smart Dongle		ID6E	TOY43ATE

TABLE - SOUTH AMERICA

									
Toyota® Corolla (Blade) 2012 to 2013					ADC250 or ADC251	A or Smart Dongle		ID6E	TOY43ATE

Important Note: To prevent damage to the Smart Dongle, ensure that the ignition is turned off when connecting the tester to the vehicle.

© All the brands and product names mentioned in this flyer are registered trademarks exclusive property of authorized manufacturers. Said trademarks or trade names are nominated only for the purposes of information in order to be rapidly identified. / All information and illustrations in this flyer are for guidance only. Silca reserves the right to alter products, software, designs or information to improve the product's quality.